

The Dane: "Is cycling the new normal?" Kollektivkonferansen Nov 2021

RAMBOLL

Bright ideas.
Sustainable change.



Marianne Weinreich, Market manager
mwein@ramboll.dk

CYCLING IN DENMARK

CHARACTERISTICS



Denmark has approx **5.8 million** inhabitants

Male cyclists count for **47 %** and female for **53 %**

Cycling accounts for **26 % of trips** under 5 km and 16 % of all trips



Trip purpose

Workplace: **33 %**

Education: **11 %**

Errand: **14 %**

Leisure time: **39 %**

Business: **3 %**

On average, Danes cycle **1.6 km a day**

The citizens of Denmark's three largest cities bike significantly more.

Copenhagen: **3.0 km a day**

Aarhus: **2.5 km a day**

Odense: **2.4 km a day**

Approximately half of all Danish children aged 11-15 cycle to school

FACE

OF COPENHAGEN

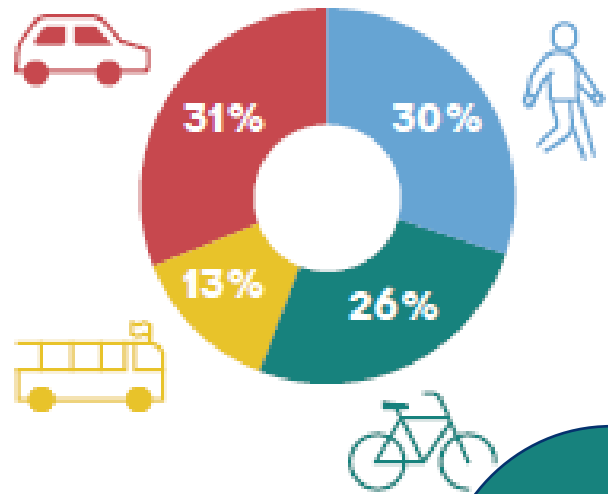
**Cycling is not the new normal in Denmark.
It's normal and always were.
But cycling is under pressure from the car.**



RAMBOLL

Key data City of Copenhagen

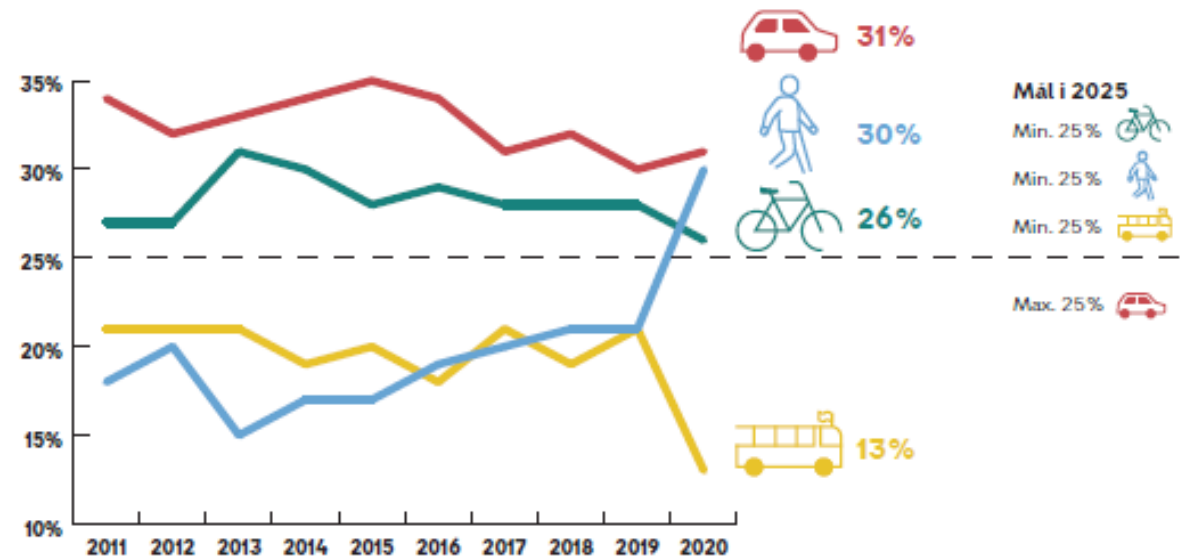
Figur 3a: Turfordeling i 2020



Cycling to work in Copenhagen

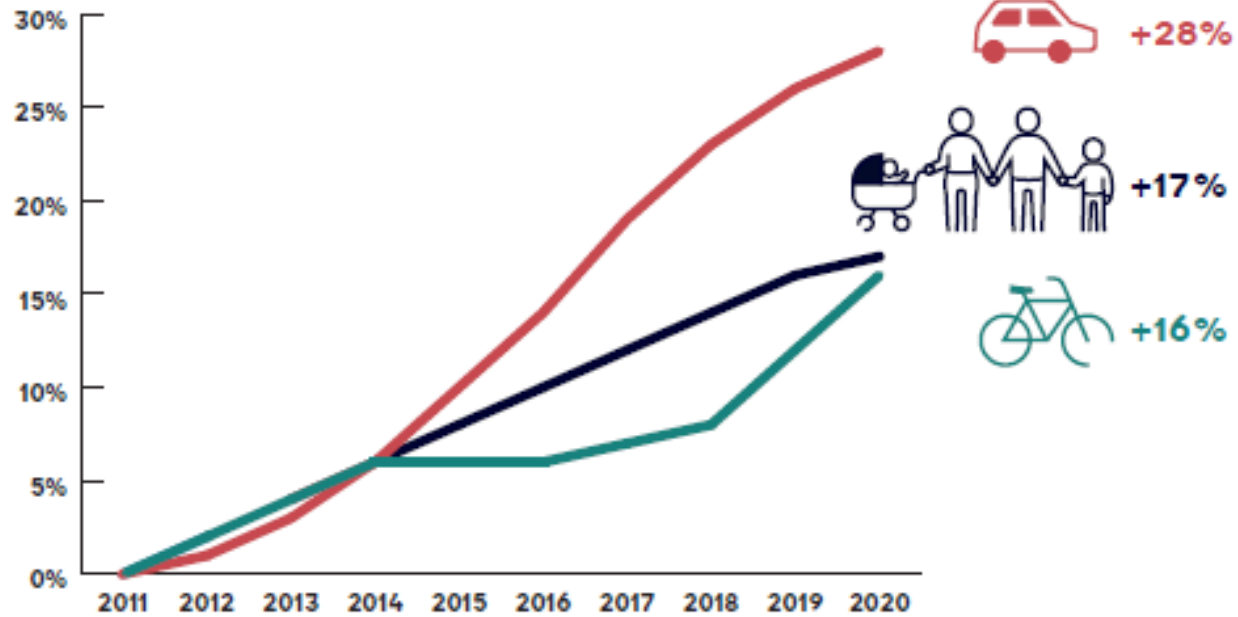
42%

Figur 3b: Udvikling i turfordeling 2011-2020 samt mål for 2025



Key data City of Copenhagen

Figur 5b: Vækst i antallet af københavnere og privatejede cykler og biler 2011-2020



E-bikes up 148%
Cargo bikes up 33%

Development traffic Denmark last couple of month



7-8% now compared to 2019



10-20% compared to 2019



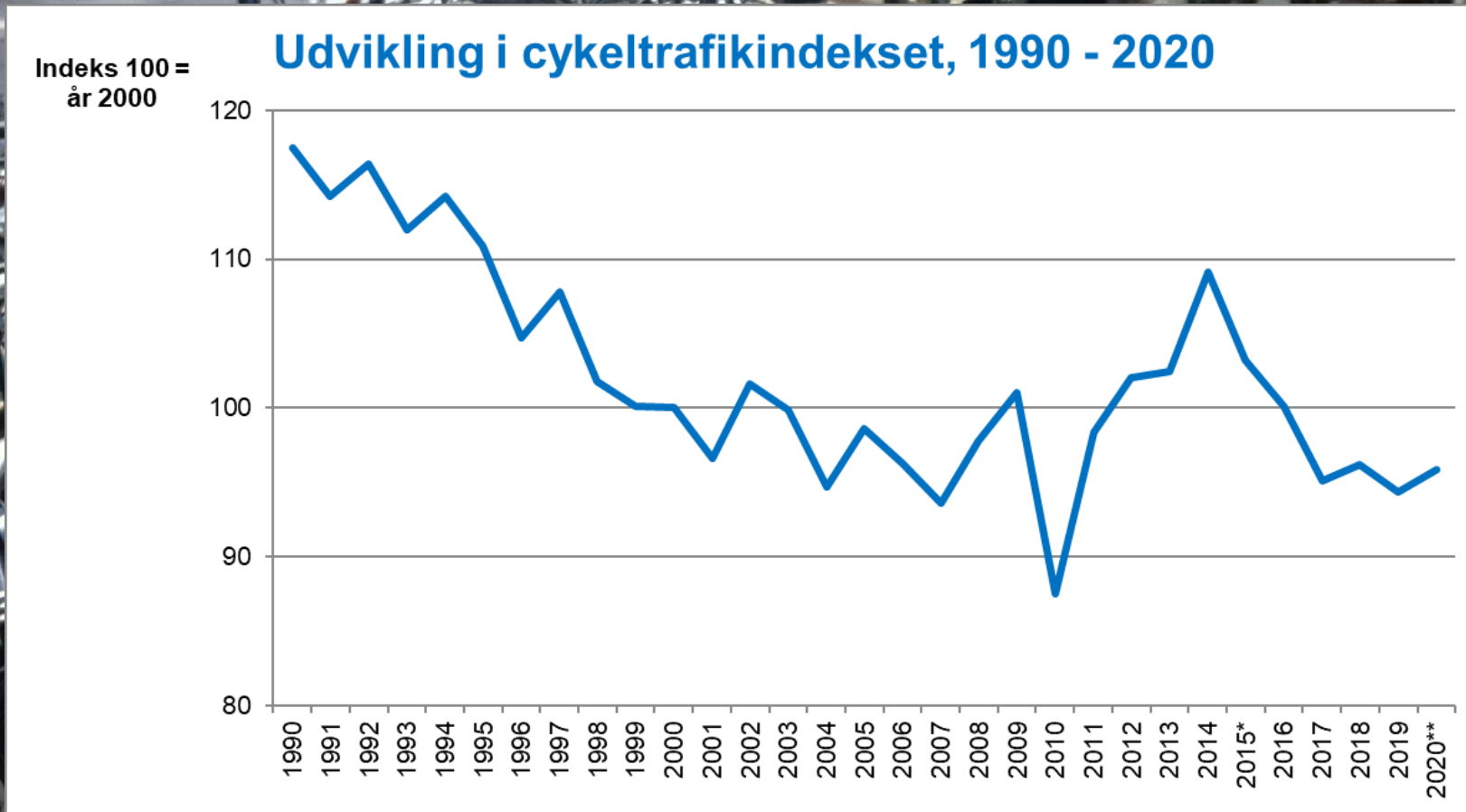
5-7% compared to 2019

Increase in cyclists on the Cycling superhighway network in Copenhagen capital region



43% immediate average increase
The first 10 routes 75% since opening
2012, 2013, 2016 og 2017

Development cycling Denmark 1990-2020



Bright ideas. Sustainable change.

RAMBOLL

RAMBOLL