

$$F = G \frac{m_1 m_2}{d^2}$$

$$\phi(x) = \frac{1}{\sqrt{2\pi\sigma}} e^{-\frac{(x-\mu)^2}{2\sigma^2}}$$

$$i\hbar \frac{\partial}{\partial t} \psi = \hat{H} \psi$$

$$F - E + V = 0$$

# Radikalt kundefokus

$$\frac{\partial^2 u}{\partial t^2} = c^2 \frac{\partial^2 u}{\partial x^2}$$

$$\frac{df}{dt} = \lim_{h \rightarrow 0} \frac{f(t+h) - f(t)}{h}$$

“Leder radikal innovasjon”

“Leder avdeling  
ny mobilitet”

“Executive Vice President  
Radical Innovations”

eureka!



“Avdeling for teknologi- og  
tjenesteutvikling”

“En fyr som utøver ledelse og som i tillegg  
driver med utvikling av nye ideer, konsepter  
og produkter”

*If I had asked people what they wanted, they would have said faster horses.*

Henry Ford



*Ingen innsikt - ingen  
innovasjon*

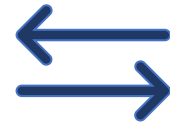




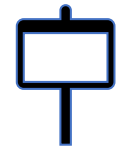
**Tid**



**Frekvens**



**Overganger**



**Avstand**





Førerskole

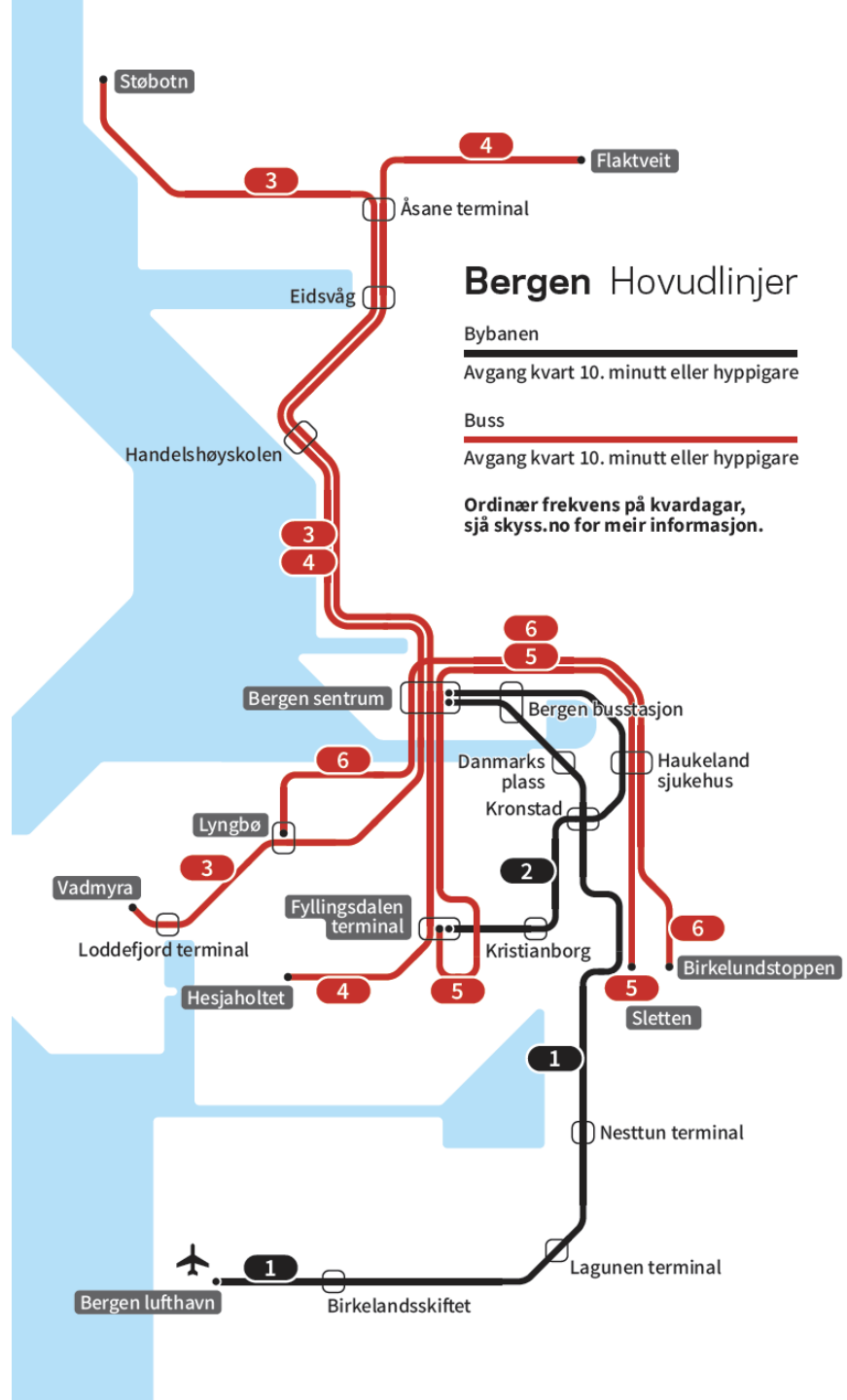
skyss

204

RIKSTELEGRAF RIK

Bybanen



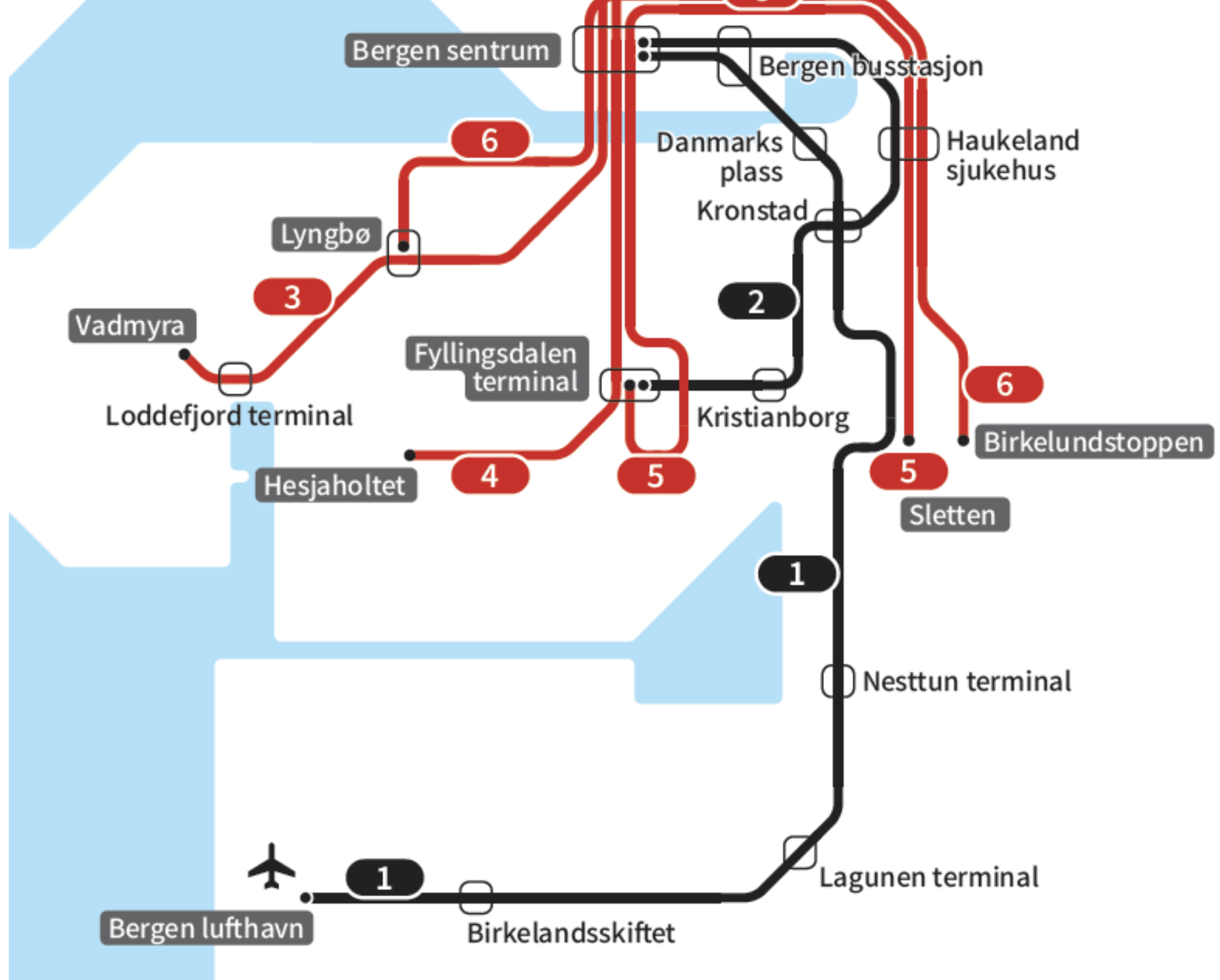


# Bergen Hovudlinjer

**Bybanen**  
Avgang kvart 10. minutt eller hyppigare


**Buss**  
Avgang kvart 10. minutt eller hyppigare

**Ordinær frekvens på kvardagar, sjå skyss.no for meir informasjon.**





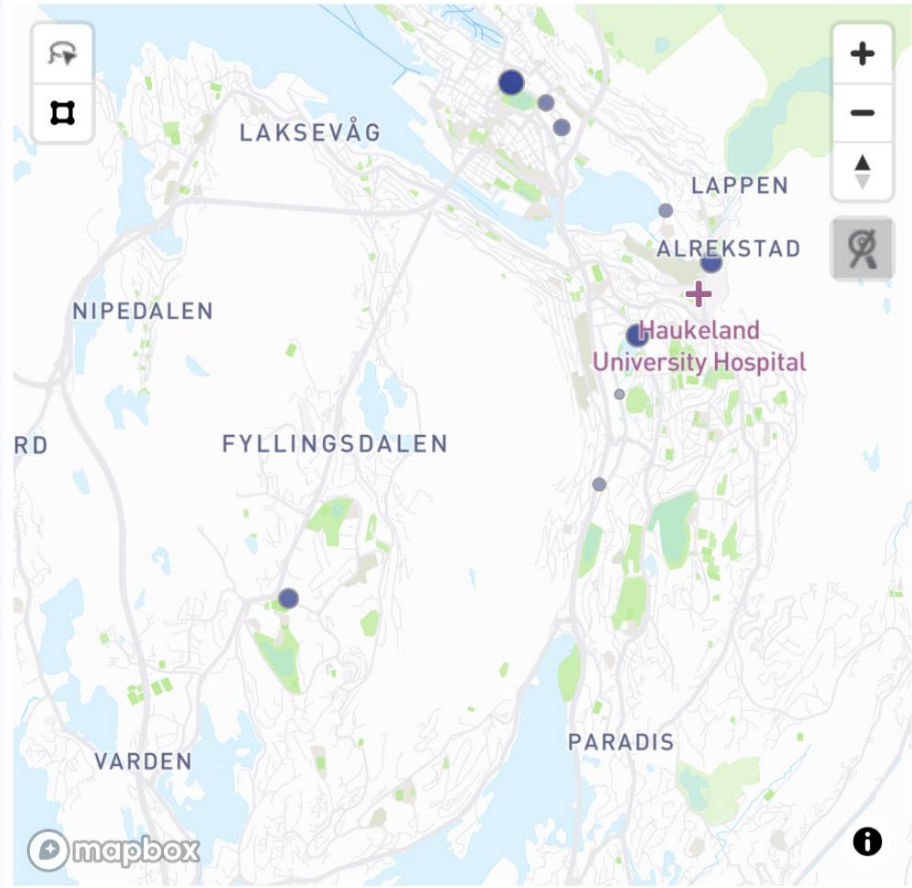
# Hei, kvar vil du reise?

Frå Kvar vil du reise frå?  Til Kvar vil du reise til?



**Sjå forseinkingar og endringar**  
Avvik i kollektivtrafikken

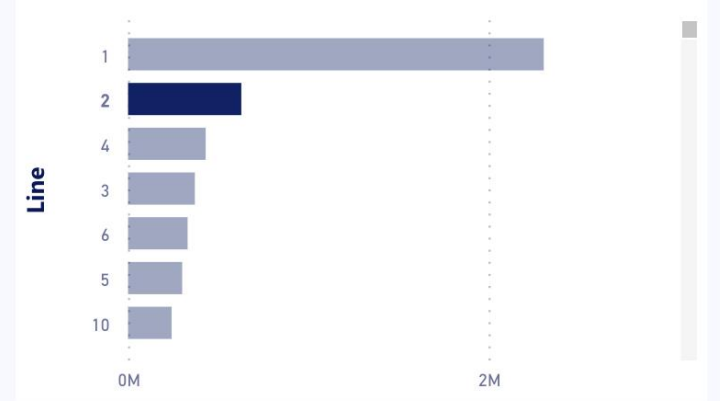
### Where do people board?



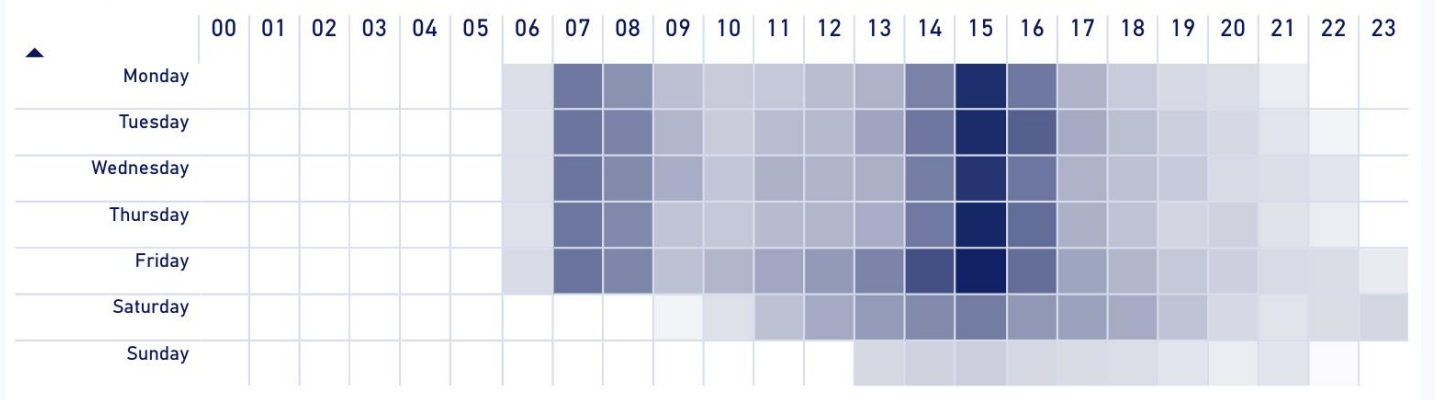
### Where do people disembark?

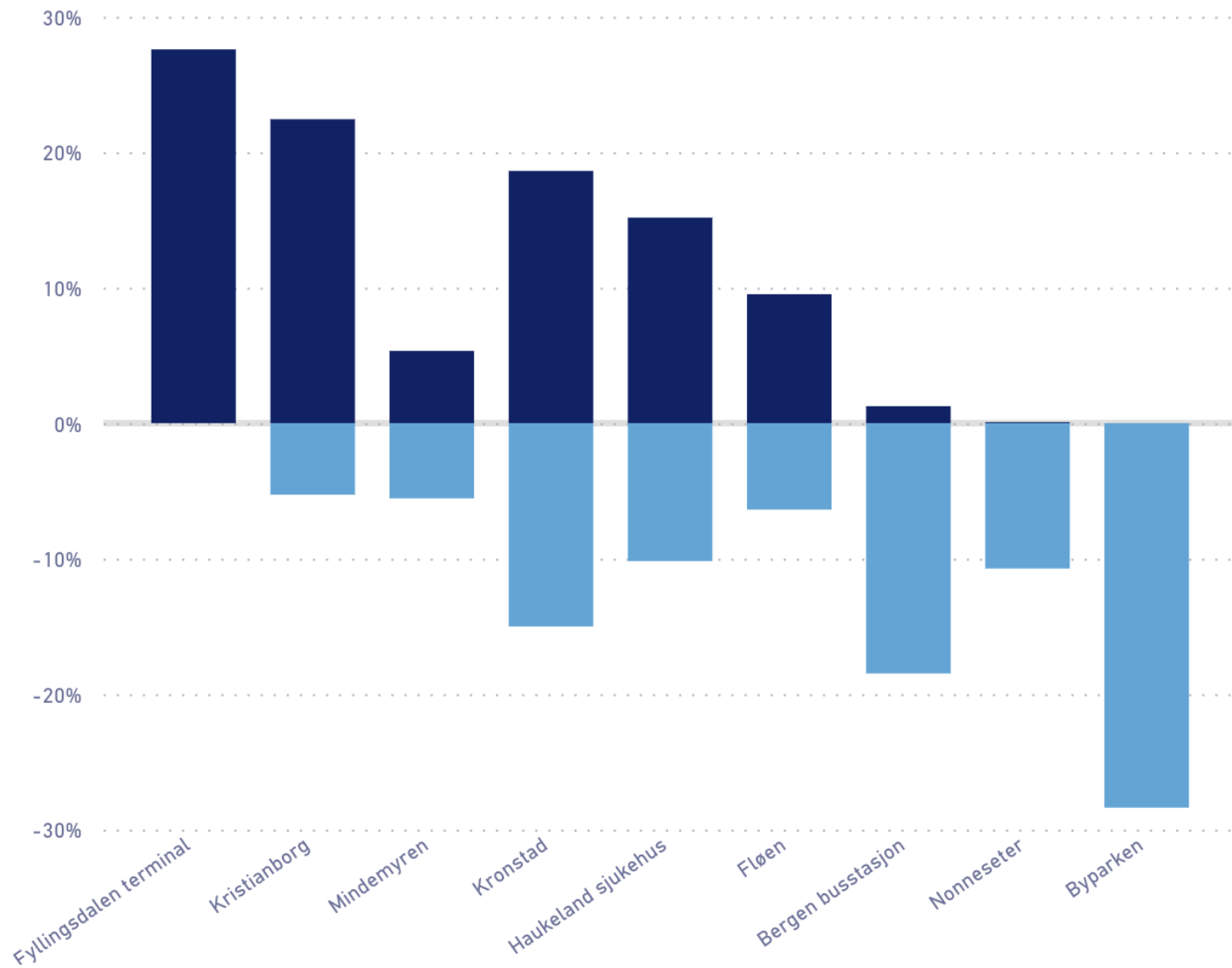


### Boardings by line

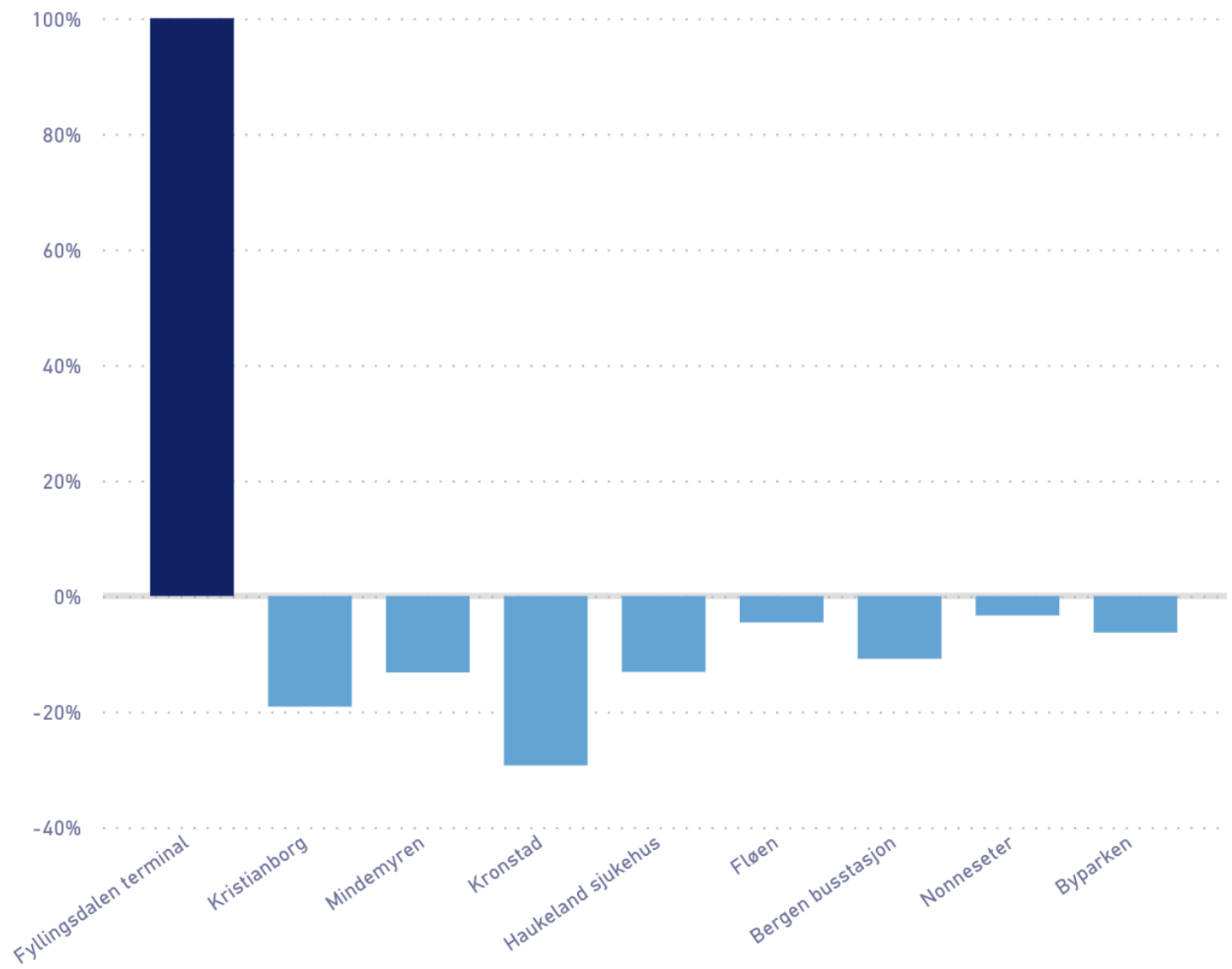


### Trips by Hour and Day





Seq.	Stop	Boardings	Disembark
1	Fyllingsdalen terminal	27.6%	
2	Kristianborg	22.4%	-5.3%
3	Mindemyren	5.3%	-5.6%
4	Kronstad	18.6%	-15.0%
5	Haukeland sjukehus	15.2%	-10.2%
6	Fløen	9.5%	-6.4%
7	Bergen busstasjon	1.3%	-18.5%
8	Nonneseter	0.1%	-10.7%
9	Byparken		-28.4%
<b>Total</b>		<b>100.0%</b>	<b>-100.0%</b>



Seq.	Stop	Boardings	Disembark
1	Fyllingsdalen terminal	100.0%	
2	Kristianborg		-19.1%
3	Mindemyren		-13.2%
4	Kronstad		-29.3%
5	Haukeland sjukehus		-13.1%
6	Fløen		-4.6%
7	Bergen busstasjon		-10.9%
8	Nonneseter		-3.4%
9	Byparken		-6.3%
<b>Total</b>		<b>100.0%</b>	<b>-100.0%</b>







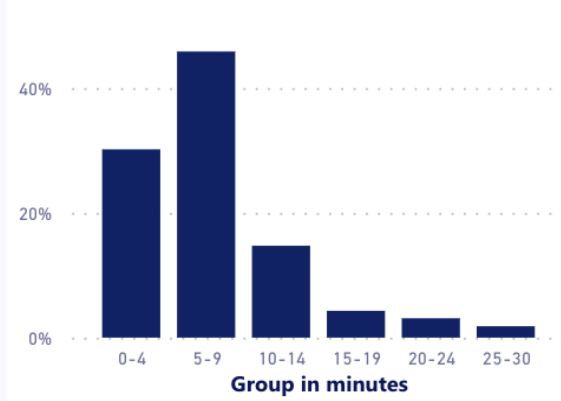
**27,413**  
Transfers

**200,316**  
Boardings

**13.7 %**  
Transfer Share

**00:07:33**  
Average dwell time

Dwell time by group



From line	To line	From transportmode	To transportmode	Transfers
2	16E	tram	bus	2,428
2	6	tram	bus	2,356
2	5	tram	bus	1,928
2	12	tram	bus	1,535
16E	2	bus	tram	1,278
6	2	bus	tram	1,155
5	27	bus	bus	1,118
16E	12	bus	bus	776
6	12	bus	bus	747
5	2	bus	tram	745
12	16E	bus	bus	744
20	27	bus	bus	708
27	5	bus	bus	650
27	6	bus	bus	650
6	27	bus	bus	645

FROM LINE

All

TO LINE

All

FROM TRANSPORTMODE

All

TO TRANSPORTMODE

All

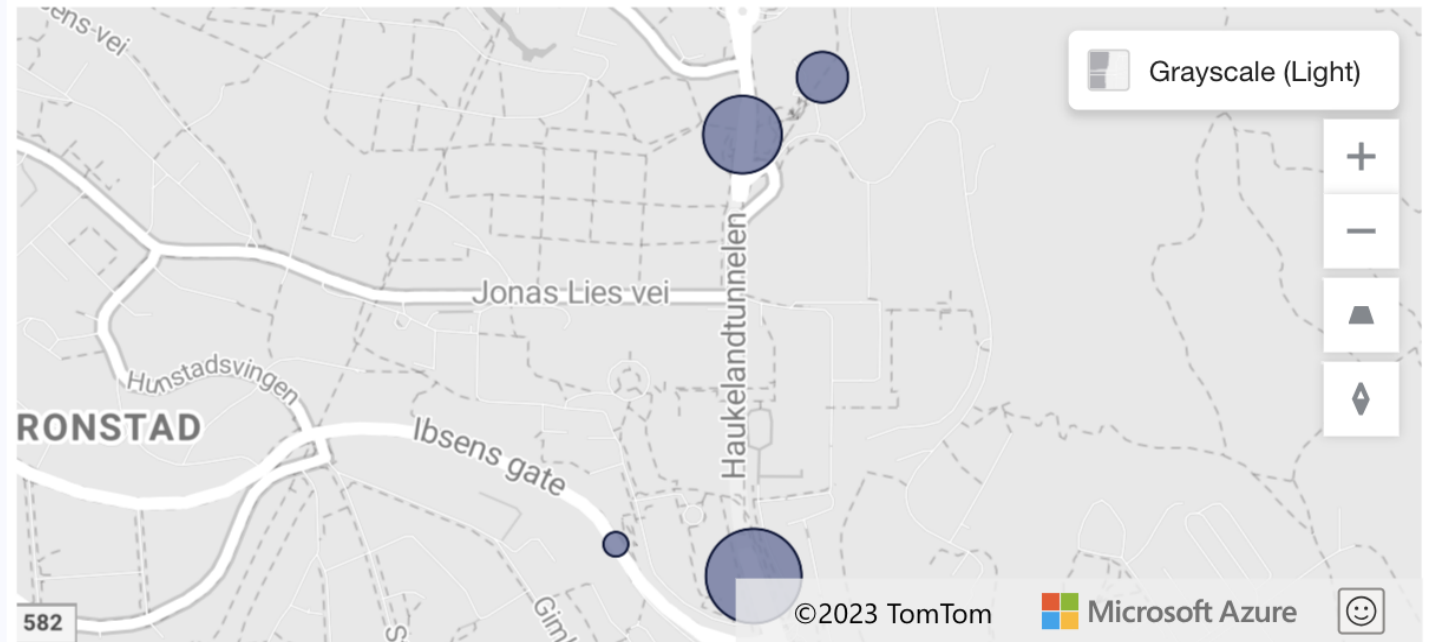
JUNCTION STOP

Multiple selections

TRANSFER TO

All

Transfers by Junction Stop



From line	To line	From transportmode	To transportmode	Transfers
2	16E	tram	bus	2,428
2	6	tram	bus	2,356
2	5	tram	bus	1,928
2	12	tram	bus	1,535
16E	2	bus	tram	1,278
6	2	bus	tram	1,155
5	27	bus	bus	1,118
16E	12	bus	bus	776
6	12	bus	bus	747
5	2	bus	tram	745
12	16E	bus	bus	744
20	27	bus	bus	708
27	5	bus	bus	650
27	6	bus	bus	650
6	27	bus	bus	645



## FILTERS

FROM TRANSPORT MODE

All ▼

TO TRANSPORT MODE

All ▼

JUNCTION STOP

Haukeland sjukehus nord ▼

FROM LINE

All ▼

TO LINE

All ▼

**9,145**  
Transfers

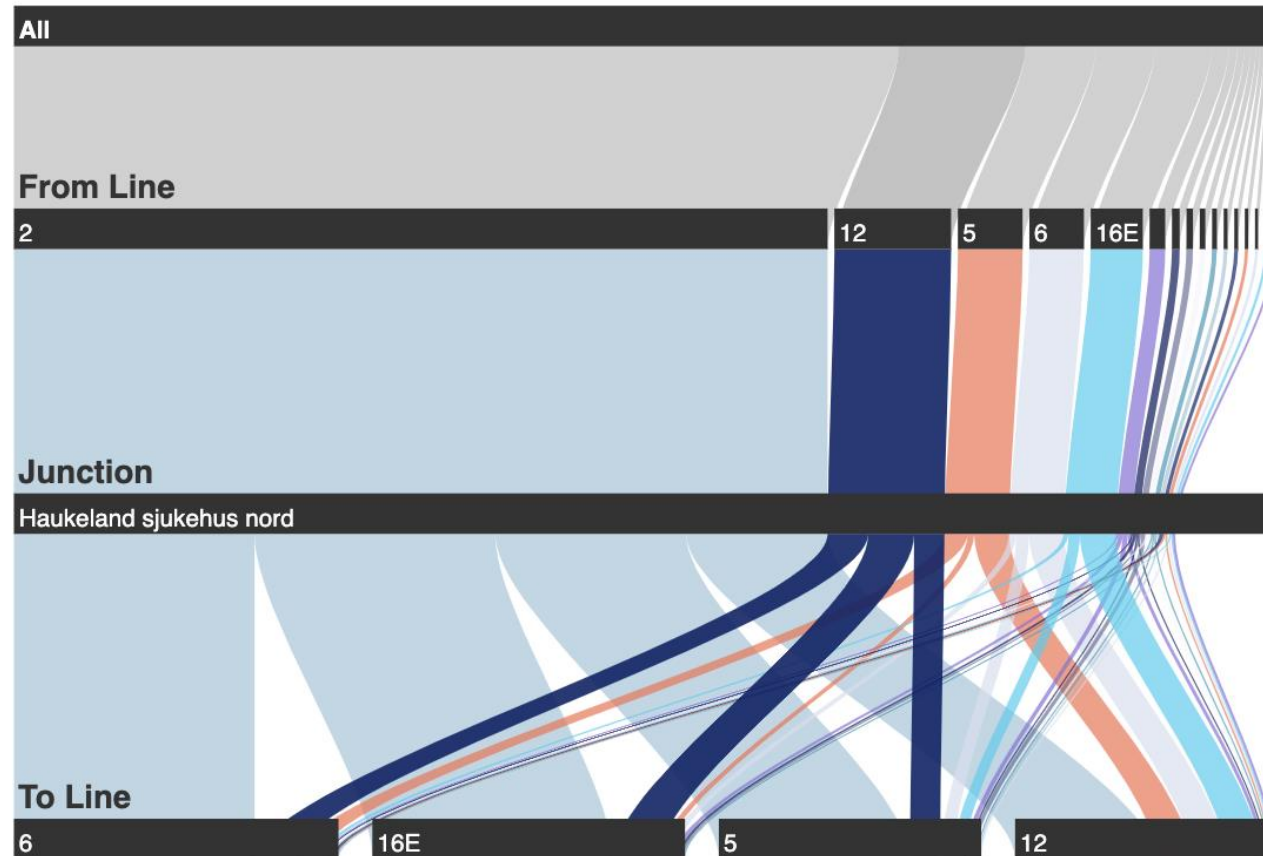
**20**  
Incoming lines

**4**  
Outgoing lines

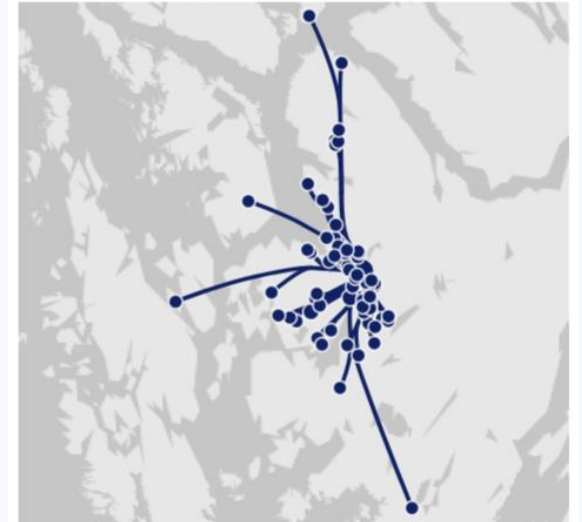
## Which lines do people transfer from and to?

Sankey view

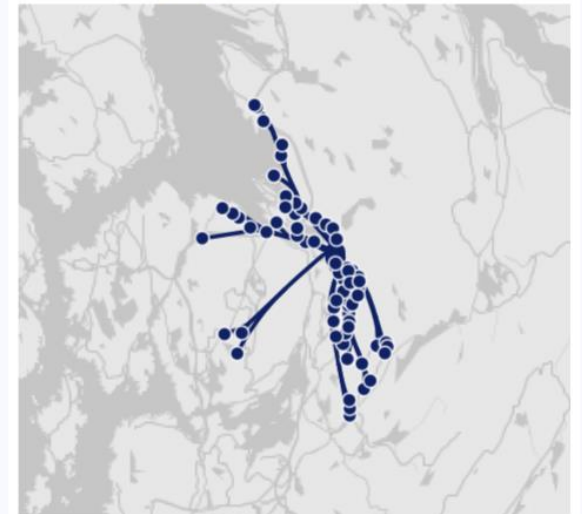
Table view



## Where do people transfer from?



## Where do people transfer to?



09:21



Avbryt

1/18

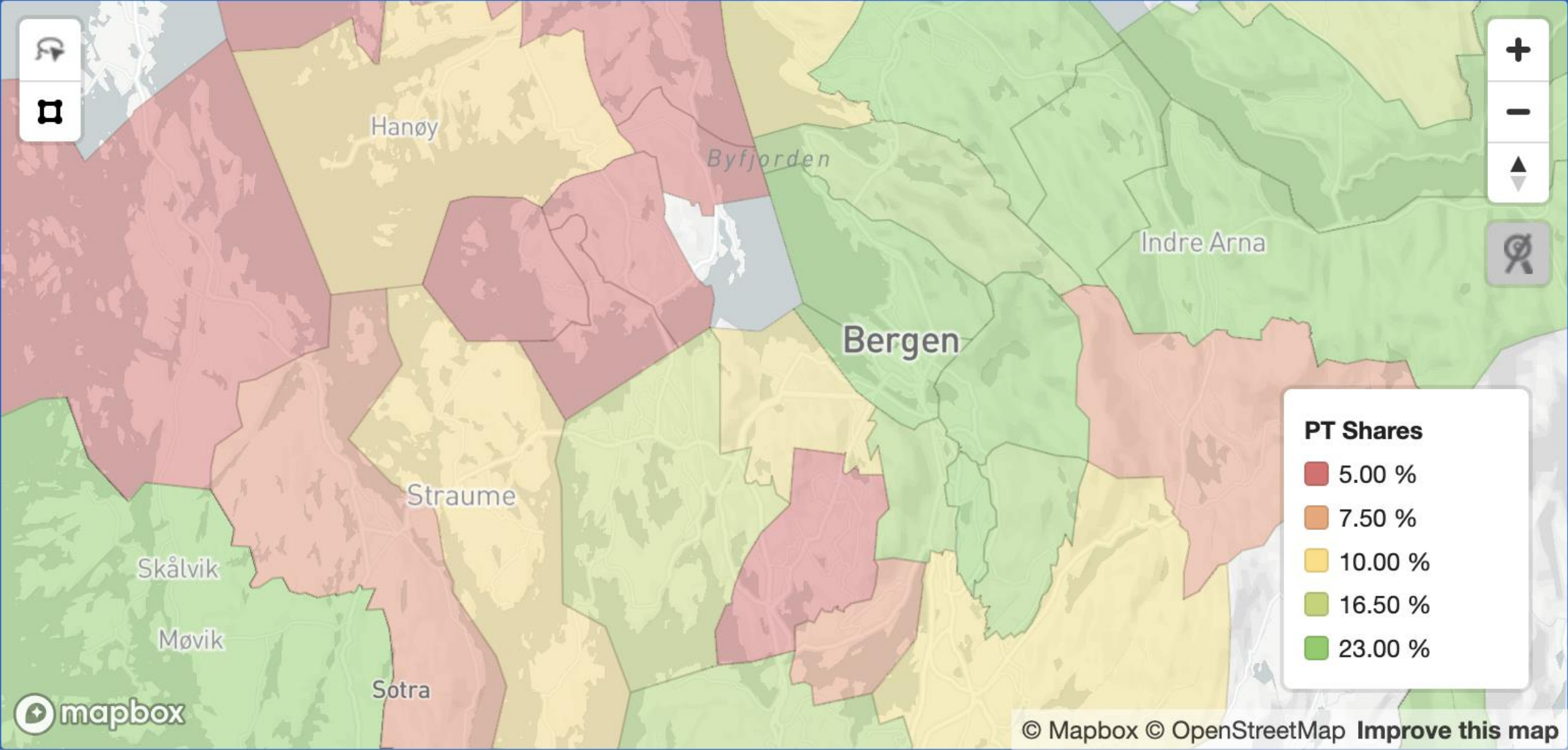
Hvilken type billett bruker du på denne reisen?

*Velg ett alternativ*

- Enkelbillett
- 30-dagersbillett
- 7-dagersbillett
- Skolekort grunnskole
- Skolekort videregående skole
- 30-dagers ungdomsbillett
- 24-timersbillett

Neste

# PT shares by Origin Part Area





# skyss

[espen@kogenta.com](mailto:espen@kogenta.com)

 kogenta